

Fidelity Funds – Global Thematic Opportunities Fund

富達基金 - 環球主題機遇基金

31 December 2024 年12月31日

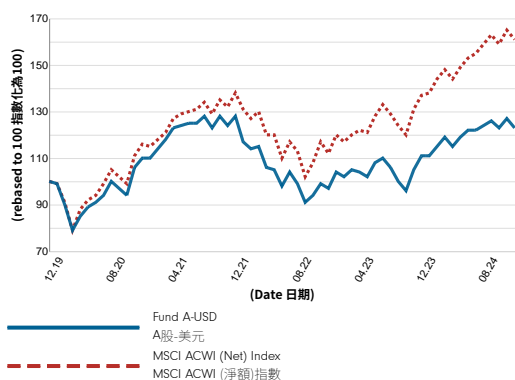
- This fund invests primarily in equity securities of companies globally that are linked to multiple long-term market themes.
- The fund is subject to equities risk, risk to capital and income and foreign currency risk. The fund's investments in specific themes may result in the fund being more volatile than a fund which invests in more diversified types of investments. The fund is subject to sovereign debt risk of certain countries within the Eurozone, higher volatility, liquidity, currency and default risks.
- The use of ESG criteria may affect the fund's investment performance and may result in a return unfavorably to similar products without such focus. The ESG characteristics of securities may change over time, which may require the Investment Manager disposing of such securities when it might be disadvantageous to do so, which may lead to a fall in the fund's value. Evaluation of sustainable characteristics of the securities may involve the Investment Manager's subjective judgment, which is subject to a risk that the fund could have indirect exposure to issuers who do not meet the relevant characteristics, and such characteristics of a security can change over time.
- The fund's net derivative exposure may be up to 50% of its NAV, the use of derivatives may involve liquidity risk, counterparty credit risk, volatility risk, valuations risks and over-the-counter transaction risk, at times. Exposure to financial derivative instruments and its leverage element may lead to a high risk of significant loss by the fund.
- Investors may suffer substantial loss of their investments in the fund. Investor should not invest in the fund solely based on the information provided in this document and should read the offering documents, including Product Key Facts (including the risk factors) for details.

- 本基金主要投資於全球與多個長期市場主題相關連的公司的股票證券。
- 基金可能涉及股票風險、資本及收益的風險及外幣風險。基金在特定主題的投資可能導致基金的波幅高於分散投資在不同類型投資項目的基金。基金須承受若干歐元區國家的主權債務風險，較高的波幅、流動性、貨幣及違約風險。
- 使用ESG準則可能會影響基金的投資表現，並可能導致回報遜於不設該焦點的類似產品。證券的ESG特徵可能會隨著時間而改變，投資經理可能須被迫在不利時機出售該等證券，導致基金的價值下跌。評估證券的可持續發展特徵及證券選擇可能涉及投資經理的主觀判斷。基金可能間接投資於不符合相關可持續發展特徵的發行機構的風險，而且證券的可持續發展特徵可隨時間而改變。
- 基金的衍生工具風險承擔淨額最高為其資產淨值的50%。偶爾使用衍生工具可能會引發流動性風險、交易對手信貸風險、波幅風險、估值風險及場外交易市場交易風險。投資於金融衍生工具及其構建元素可能導致基金須承受錄得重大損失的高風險。
- 您在本基金的投資有可能大幅虧損。投資者應該參閱基金之銷售文件，包括產品資料概要(包括風險因素)，而不應只根據這文件內的資料而作出投資。

Fund Details 基金資料

Fund Manager 基金經理	Caroline Shaw Julie-Ann Ashcroft
Reference Currency 報價貨幣	USD 美元
Fund Size 基金資產值	US\$1,658m (百萬美元)
Max. Sales Charge 最高認購費	5.25%
Annual Management Fee 每年管理費	1.50%
Min. Subscription 最低認購金額	USD2,500 or HKD eqv2,500美元或港元等值
Fidelity Fund Code 富達基金代號	1024

Fund Performance 基金表現



Index 指數

Market Index: MSCI ACWI (Net) Index
 MSCI ACWI (淨額)指數
 Prior to 10 Mar 21, MSCI World (Net) Index. Prior to 1 Jan 98, FTSE World Index.
 2021年3月10日以前之指數為MSCI World(淨額)指數。1998年1月1日以前之指數為當時世界指數。
 Index is for comparative purpose only.
 指數只用作為比較用途。

Investment Objective 投資目標

The fund aims to achieve capital growth over the long term. The fund invests at least 70% of its assets, in equities of companies from anywhere in the world, including emerging markets. It will seek exposure to long-term market themes that benefit from long-term (structural and not cyclical) economic or social trends, such as disruptive technologies that modify consumer behaviour, demographics (population growth, ageing and middle class growth) and climate change. 基金旨在實現長線資本增長。基金將最少70%的資產投資於世界各地(包括新興市場)公司的股票。基金將尋求投資於長期(結構性而非週期性)經濟或社會趨勢中受益的長期市場主題，例如可改變消費行為、人口結構(人口增長、老齡化及中產階層擴大)和氣候變化的顛覆性技術。

Cumulative Performance 累積表現 (%)

	YTD 年初至今	3 mth 3個月	6 mth 6個月	1 yr 1年	3 yr 3年	5 yr 5年	Since Launch 自推出以來
A-USD A股-美元	10.5	-2.3	0.8	10.5	-3.8	23.0	679.1
A-EUR A股-歐元	18.0	5.2	4.3	18.0	5.8	33.5	298.7
A-ACC-USD A股-累積-美元	10.5	-2.3	0.8	10.5	-3.8	23.0	138.1
A-ACC-HKD A股-累積-港元	9.8	-2.3	0.2	9.8	-4.2	-	0.8
Index 指數	17.5	-1.0	5.6	17.5	17.2	61.2	1061.4

Source: Fidelity, NAV-NAV basis, in respective currencies with dividends re-invested. Index performance (if any) is calculated in the currency of the first share class listed in the table.
 資料來源：富達，以資產淨值及各自貨幣計算，並假設股息盈利再作投資。指數表現(如有)以表內列示第一項股份類別之貨幣計算。

Calendar Year Performance 曆年表現 (%)

	2020	2021	2022	2023	2024
A-USD A股-美元	10.3	16.0	-24.2	14.9	10.5
A-EUR A股-歐元	1.2	24.7	-19.4	11.2	18.0
A-ACC-USD A股-累積-美元	10.2	16.0	-24.2	14.9	10.5
A-ACC-HKD A股-累積-港元	-	-	-24.2	15.1	9.8
Index 指數	15.9	18.6	-18.4	22.2	17.5

Source: Fidelity, NAV-NAV basis, in respective currencies with dividends re-invested. Index performance (if any) is calculated in the currency of the first share class listed in the table.
 資料來源：富達，以資產淨值及各自貨幣計算，並假設股息盈利再作投資。指數表現(如有)以表內列示第一項股份類別之貨幣計算。
 Fund performance (A-ACC-HKD) from launch date 14.04.21 to the launch year end was 5.2%.
 由2021年4月14日推出日至該年年底的基金成績(A股-累積-港元)為5.2%。

Fidelity Funds – Global Thematic Opportunities Fund

富達基金 - 環球主題機遇基金

31 December 2024 年12月31日

Measures † 衡量指標

	Fund 基金	Index 指數
Annualised Volatility (3 years) 年度化波幅(3年)%	15.90	16.43
Beta (3 years) 貝他係數(3年)	0.94	-
Sharpe Ratio (3 years) 夏普比率(3年)	-0.34	0.08

Top 10 Positions 十大持股 (%)

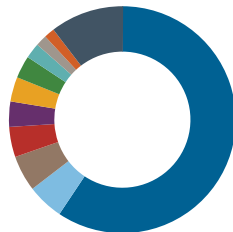
Company 公司	Sector 行業	Fund 基金	Index 指數
MICROSOFT CORP	Information Technology 資訊科技	5.2	3.8
NVIDIA CORP	Information Technology 資訊科技	4.6	4.3
ALPHABET INC	Communication Services 通訊服務	3.0	2.7
AMAZON.COM INC	Consumer Discretionary 非必需消費品	2.4	2.7
TAIWAN SEMICONDUCTOR MFG CO LTD	Information Technology 資訊科技	2.2	1.0
JPMORGAN CHASE & CO	Financials 金融	2.2	0.9
APPLE INC	Information Technology 資訊科技	2.1	4.9
VISA INC	Financials 金融	1.6	0.7
SIEMENS ENERGY AG	Industrials 工業	1.3	0.0
HITACHI LTD	Industrials 工業	1.2	0.1

Share Class Details & Codes 股份類別資料及代碼

Share Class 股份類別	Launch Date 推出日期	NAV 單位資產淨值	Bloomberg Ticker 彭博代碼	ISIN 基金代碼
A-USD A股-美元	31.12.91	77.37	FIDLINI LX	LU0048584097
A-EUR A股-歐元	16.02.04	74.76	FIDINTA LX	LU0069451390
A-ACC-USD A股-累積-美元	03.07.06	23.81	FIDINAA LX	LU0251132253
A-ACC-HKD A股-累積-港元	14.04.21	10.08	FIGTOFH LX	LU2242649171

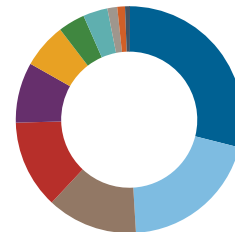
A: distributing share class. A-ACC: accumulating share class.
A股：派息股份類別。A股-累積：累積股份類別。

Geographic Exposure 地區分佈 (%)



	Fund 基金	Index 指數
United States 美國	59.3	66.6
United Kingdom 英國	5.2	3.1
France 法國	5.1	2.3
Japan 日本	4.3	4.8
Germany 德國	3.6	1.9
Taiwan 台灣	3.5	2.0
Italy 意大利	3.2	0.6
Switzerland 瑞士	2.2	2.0
China 中國	1.6	2.7
Netherlands 荷蘭	1.5	1.0
Others 其他	10.5	13.0

Sector Exposure 行業分佈 (%)



	Fund 基金	Index 指數
Information Technology 資訊科技	28.9	26.0
Financials 金融	20.1	16.8
Industrials 工業	12.9	10.2
Consumer Discretionary 非必需消費品	12.6	11.3
Health Care 健康護理	8.6	9.7
Communication Services 通訊服務	6.4	8.2
Materials 物料	3.8	3.5
Utilities 公用事業	3.5	2.5
Consumer Staples 主要消費品	1.4	5.9
Real Estate 房地產	1.1	2.0
Energy 能源	0.7	3.8

Certain unclassified items (such as non-equity investments and index futures/options) are excluded.
部分未能分類的項目（如非股票投資及指數期貨/期權）未有包括在內。

Fidelity Funds – Global Thematic Opportunities Fund

富達基金 - 環球主題機遇基金

31 December 2024 年12月31日

Annual report
年度報告



Semi-Annual report
半年度報告



Prospectus
認購章程



Product Key Facts
產品資料概要



Fund announcements
基金通告



On 7 November 2016, Fidelity Funds - MoneyBuilder Global Fund (non SFC-authorized) merged into Fidelity Funds - International Fund, which was repurposed to Fidelity Funds - Global Thematic Opportunities Fund with effect from 10 March 2021. 富達基金 - MoneyBuilder 環球基金 (非證監會認可) 已於2016年11月7日併入富達基金 - 國際基金，而後者於2021年3月10日重訂目標成為富達基金 - 環球主題機遇基金。

A position combines all equity investments (including derivatives) linked to an issuing company. Derivatives are included on an exposure basis so they reflect the equivalent underlying shares needed to generate the same return. Geographic and sector breakdown tables are calculated using the positions methodology. 倉位指包括與發行公司相關的一切股權投資 (包括衍生工具)。衍生工具已按風險基準包括在內，故其反映可產生相同回報所需的等額相關股份。地區分佈及行業分佈為根據此倉位方法計算。

(‡) Volatility measures are not calculated for funds which are less than 3 years old. 成立不足三年的基金之波幅不會被計算。

This material is issued by FIL Investment Management (Hong Kong) Limited and it has not been reviewed by the Securities and Futures Commission ("SFC"). Investors are reminded of concentration risks and volatility associated with sector funds. Investment involves risks. Past performance is not indicative of future performance. Please refer to the Fidelity Prospectus for Hong Kong Investors and Product Key Facts for further details (including the risk factors). If investment returns are not denominated in HKD or USD, US/HK dollar-based investors will be exposed to exchange rate fluctuations. Fidelity, Fidelity International, the Fidelity International logo and F symbol are trademarks of FIL Limited.

本文件由富達基金(香港)有限公司發行。本文件未經證券及期貨事務監察委員會審核。投資者應注意行業投資所帶來的風險。投資涉及風險。基金過去表現並不表示將來亦會有類似的業績，詳情請細閱富達香港投資者認購章程及產品資料概要(包括風險因素)。若投資收益並非以港元或美元計算，以美元/港元作出投資的投資者需承受匯率波動風險。「富達」、Fidelity、Fidelity International、Fidelity International 標誌及F標誌均為FIL Limited的商標。